



DISEASE EPIDEMIOLOGY PROGRAM

Acute Respiratory Disease Surveillance Summary

Ft Benning: 13 September 2018 – 21 September 2019

DEFINITIONS:

ARD Rate=(ARD cases/Trainees) *100

ADV = Adenovirus

Strep Rate=(Strep Cultures (+))/Cultures) *100

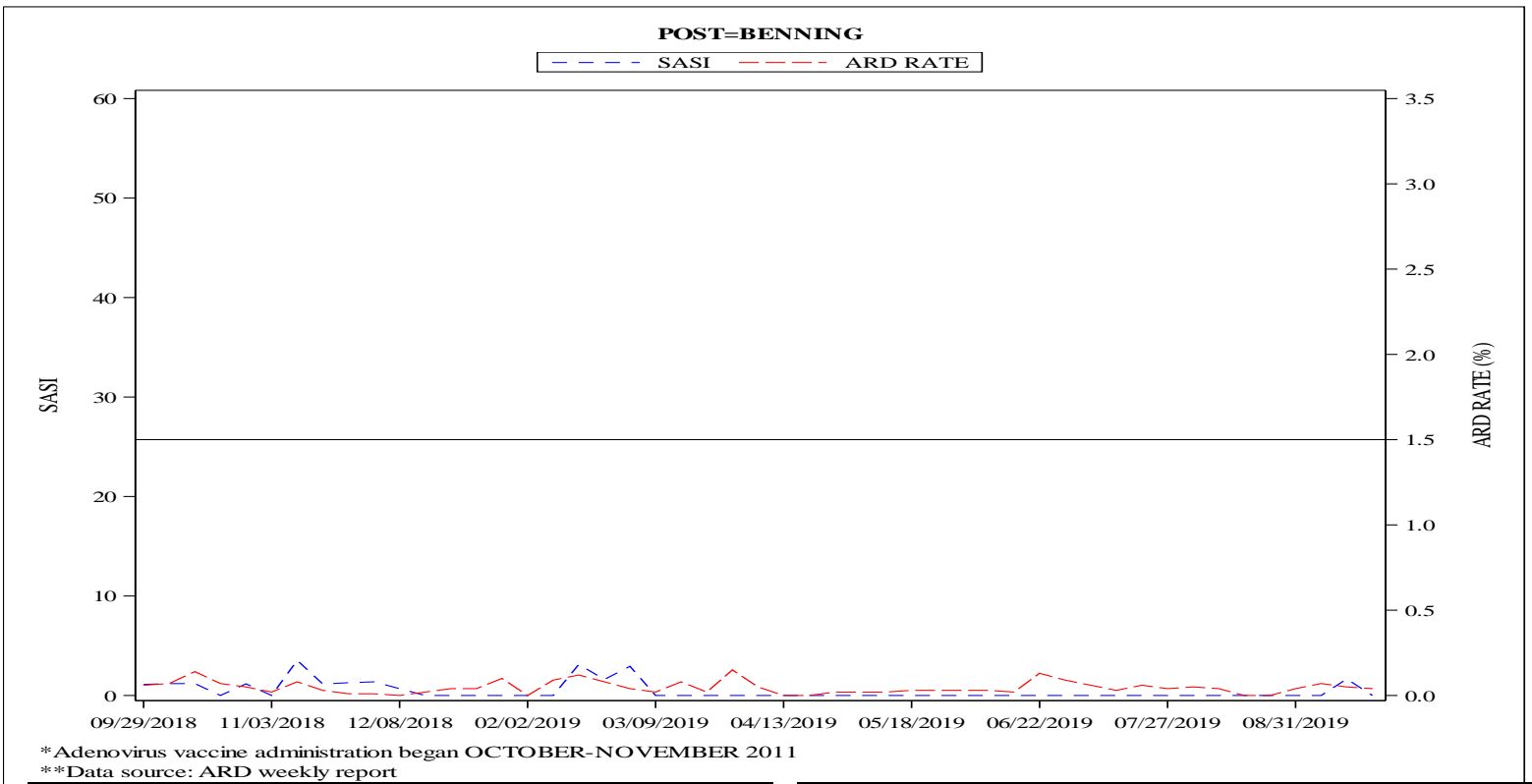
Strep-ARD Surveillance Index (SASI)=(ARD Rate*Strep Rate)

Strep Testing Compliance (STC) =% of ARD cases tested for Strep at each site (those sites highlighted red are at less than 60% compliance)

NOTE: All installations have achieved full ADV coverage.

	ARD Rate	SASI	STC
Benning	0.00 (D)	0.00 (D)	100%
Leonard Wood	0.04 (I)	0.00 (N)	67%
Jackson	0.00 (D)	0.00 (N)	67%
Sill	0.10 (I)	0.00 (N)	50%

Summary comparison to previous week
 I = Increase D = Decrease N = No Change N/A = Undefined



Males			
Unit Strength	ARD Cases	Strep Test Done	Strep Positive
10072	4	4	0

Females			
Unit Strength	ARD Cases	Strep Test Done	Strep Positive
95	0	0	0



DISEASE EPIDEMIOLOGY PROGRAM Acute Respiratory Disease Surveillance Summary

Ft Leonard Wood: 13 September 2018 – 14 September 2019

DEFINITIONS:

ARD Rate=(ARD cases/Trainees) *100

ADV = Adenovirus

Strep Rate=(Strep Cultures (+)/Cultures) *100

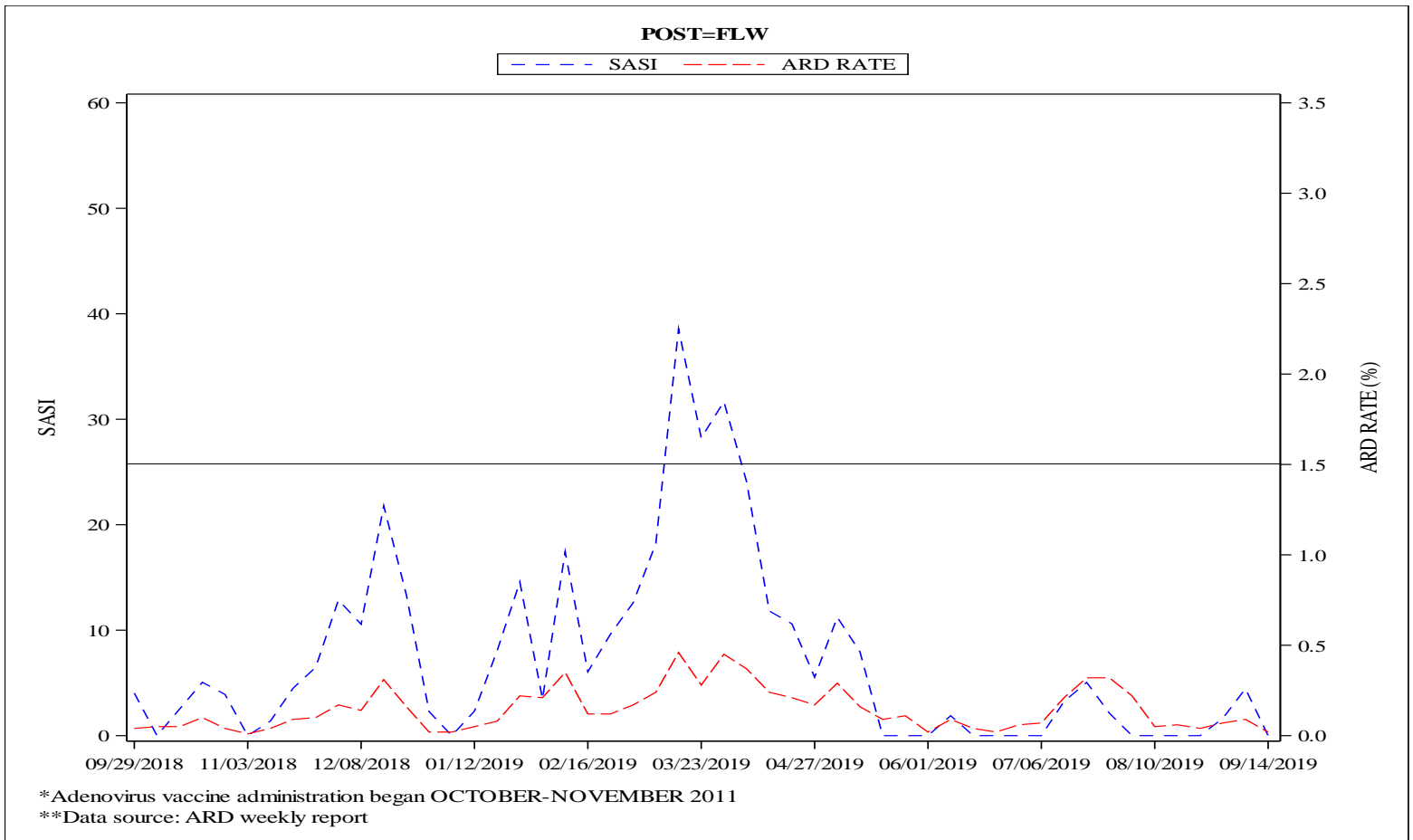
Strep-ARD Surveillance Index (SASI)=(ARD Rate*Strep Rate)

Strep Testing Compliance (STC) =% of ARD cases tested for Strep at each site (those sites highlighted red are at less than 60% compliance)

NOTE: All installations have achieved full ADV coverage.

	ARD Rate	SASI	STC
Benning	0.00 (D)	0.00 (D)	100%
Leonard Wood	0.04 (I)	0.00 (N)	67%
Jackson	0.00 (D)	0.00 (N)	67%
Sill	0.10 (I)	0.00 (N)	50%

Summary comparison to previous week
I = Increase D = Decrease N = No Change N/A = Undefined



Males			
Unit Strength	ARD Cases	Strep Test Done	Strep Positive
5965	1	0	0

Females			
Unit Strength	ARD Cases	Strep Test Done	Strep Positive
2397	2	2	0



DISEASE EPIDEMIOLOGY PROGRAM

Acute Respiratory Disease Surveillance Summary

Ft Jackson: 13 September 2018 – 14 September 2019

DEFINITIONS:

ARD Rate=(ARD cases/Trainees) *100

ADV = Adenovirus

Strep Rate=(Strep Cultures (+)/Cultures) *100

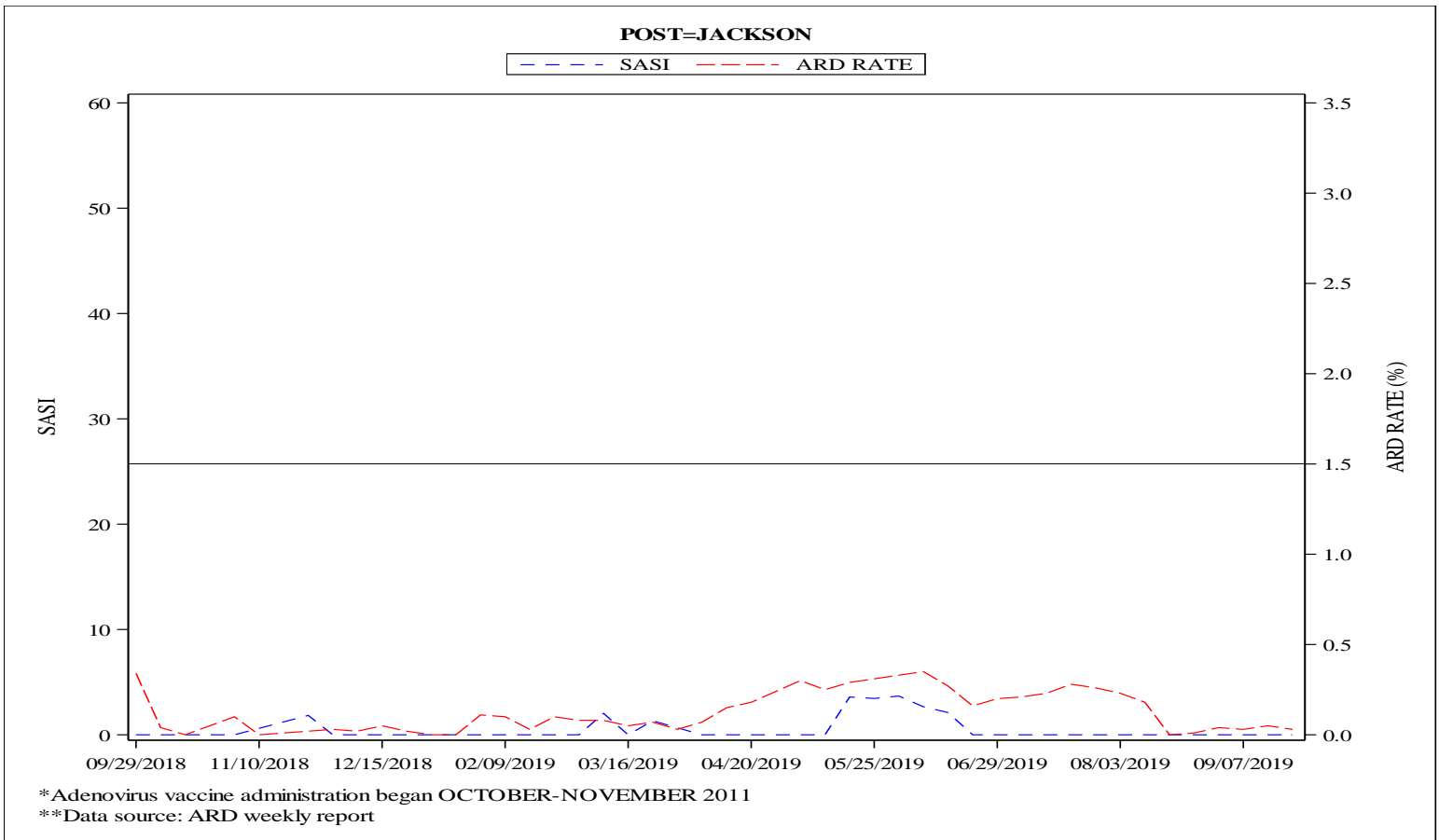
Strep-ARD Surveillance Index (SASI)=(ARD Rate*Strep Rate)

Strep Testing Compliance (STC) =% of ARD cases tested for Strep at each site (those sites highlighted red are at less than 60% compliance)

NOTE: All installations have achieved full ADV coverage.

	ARD Rate	SASI	STC
Benning	0.00 (D)	0.00 (D)	100%
Leonard Wood	0.04 (I)	0.00 (N)	67%
Jackson	0.00 (D)	0.00 (N)	67%
Sill	0.10 (I)	0.00 (N)	50%

Summary comparison to previous week
 I = Increase D = Decrease N = No Change N/A = Undefined



Males			
Unit Strength	ARD Cases	Strep Test Done	Strep Positive
6769	2	1	0

Females			
Unit Strength	ARD Cases	Strep Test Done	Strep Positive
3189	1	1	0



DISEASE EPIDEMIOLOGY PROGRAM Acute Respiratory Disease Surveillance Summary

Ft Sill: 13 September 2018 – 14 September 2019

DEFINITIONS:

ARD Rate=(ARD cases/Trainees) *100

ADV = Adenovirus

Strep Rate=(Strep Cultures (+)/Cultures) *100

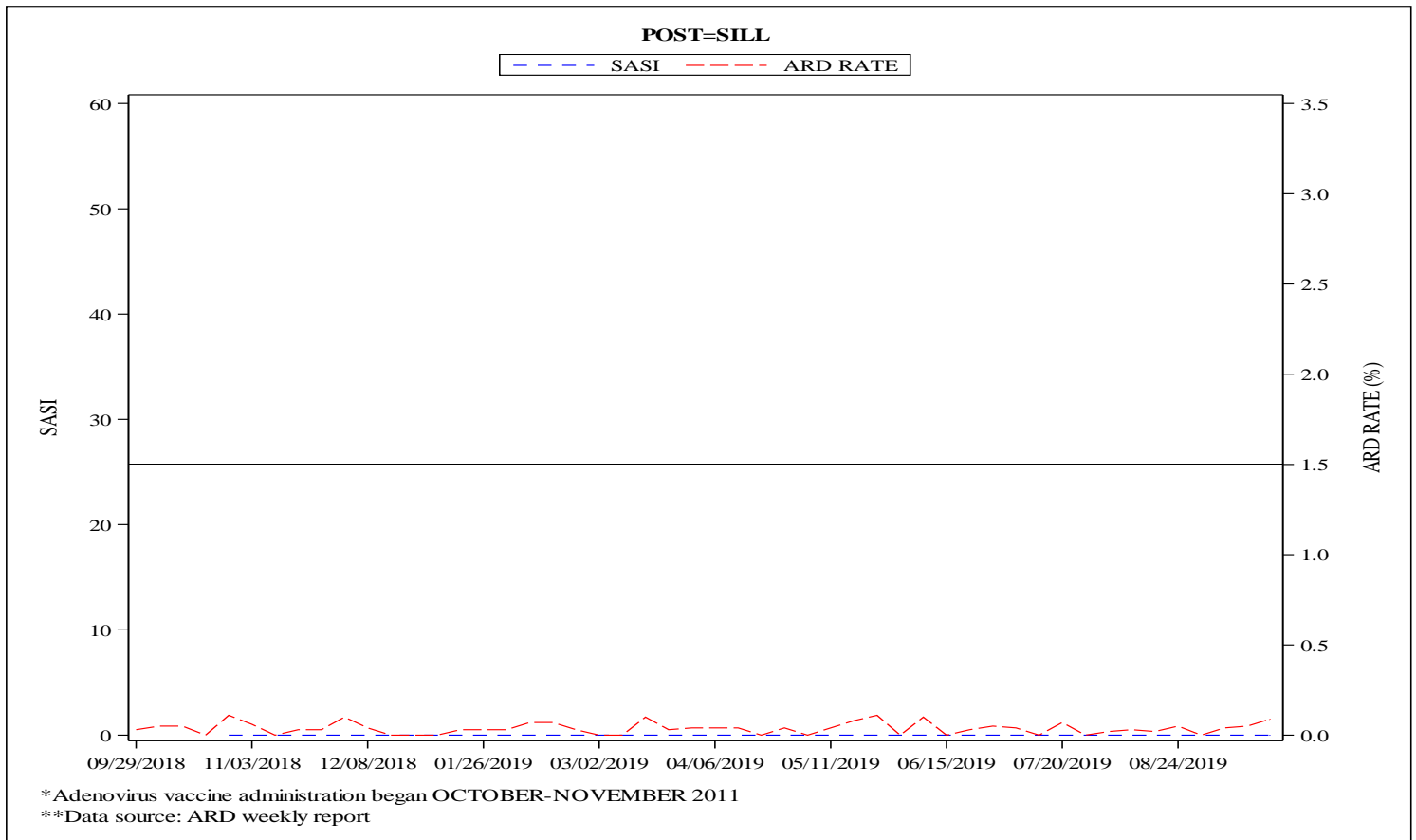
Strep-ARD Surveillance Index (SASI)=(ARD Rate*Strep Rate)

Strep Testing Compliance (STC) =% of ARD cases tested for Strep at each site (those sites highlighted red are at less than 60% compliance)

NOTE: All installations have achieved full ADV coverage.

	ARD Rate	SASI	STC
Benning	0.00 (D)	0.00 (D)	100%
Leonard Wood	0.04 (I)	0.00 (N)	67%
Jackson	0.00 (D)	0.00 (N)	67%
Sill	0.10 (I)	0.00 (N)	50%

Summary comparison to previous week
I = Increase D = Decrease N = No Change N/A = Undefined



Males			
Unit Strength	ARD Cases	Strep Test Done	Strep Positive
3311	2	1	0

Females			
Unit Strength	ARD Cases	Strep Test Done	Strep Positive
1142	2	1	0